



Cyber Strong UC: Year-Round Information Security Awareness Campaigns

2018 Golden Sautter Award Winner

UCCSC, August 2018

Kip Bates, UC Santa Barbara

Julie Goldstein, UCOP

Bill Green, UC Riverside

David Hatter, UC ANR

Agenda

- What is the “Cyber Strong UC” project?
- Background
- The creative process
- Show & Tell
- Adapting the materials for campus use
- Resources for the UC community

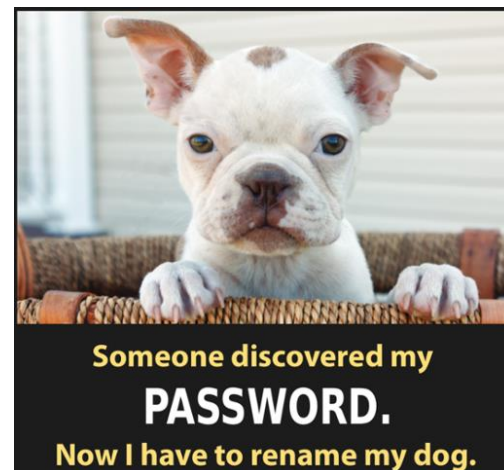


www.surfersam.com

What is the “Cyber Strong UC” project?

Develop a proactive, year-round information security awareness program that the systemwide ISA Workgroup and all other UC locations can leverage.

- Calendar of themes
- Series of Information Security Awareness “toolkits” following the themes
- Variety of materials and resources to be used as-is or customized
- Repository for ongoing use
- Strategies for spreading awareness messages
- Save everyone time and resources, and share broadly



Background

Origin:

The systemwide Information Security Awareness Workgroup is an extension of the 2016 systemwide workgroup for National Cyber Security Awareness Month



Workgroup Focus:

- A strategic approach to security awareness and related outreach
- Building good cybersecurity habits across UC
- Information and resource sharing

Background (cont.)

Ongoing issues:

1. Continued information compromises and breaches that could be avoided by safer behavior
2. Once-a-year training isn't sufficient
3. Every UC location doing its own awareness program from scratch is inefficient



So we decided to tackle the issues together with this project.

Project Team

UC ANR	UCD	UCD Health
UCLA	UCOP	UCR
UCSB	UCSC	UCSD
UCSD Health	UCSF	

The Creative Process

A Collaborative Effort that continues beyond the meetings

DECISION: Yes, just the Kip video. We also reaffirmed we'll only use CC videos. Julie will stop listing non-CC.

8. ~~CNN video: Spring Cleaning Your Digital Life: <https://www.youtube.com/watch?v=EG0-1YvbVTs>~~
~~— Not bad except for the last tip which doesn't mention wiping devices before recycling them.~~
~~RZ—I don't like this.~~
9. ~~Staysafeonline.org video that essentially puts the info from the tip sheet in #5 into a "video".~~
~~One chunk of text per slide: <https://www.youtube.com/watch?v=1qvBecNUUeE>~~
~~RZ—I like this.~~
10. ~~BBB video at <https://www.bbb.org/digital-spring-cleaning/>. Similar in feel to video #9—text~~
~~summary of what to do each week for digital spring cleaning (from the infographic, I think).~~
11. ~~RZ—While watching video #9, I saw this one from 2016 that I prefer instead of #8:~~
~~<https://www.youtube.com/watch?v=NtemO0uAx4M> (CC) (1:25)~~

Holiday online shopping cybersecurity mini-campaign:

- * Master doc is in Box at <https://app.box.com/file/236718349330>.
- * We'll use the materials we compiled. We made one tweak to the "Keep Calm and Shop Safely" poster.
- * All materials, including editable versions, will be in Box for workgroup members to use and tweak as desired.
- * The article, posters, videos, and links to references will also be posted on the systemwide SA website so people can use or point to them there, too.
- * Most of what we have for this mini-campaign is not student focused, and the messages likely will not resonate with students. We don't really have a student "hook" for this one. Might be worth workgroup members sending the materials to Student Affairs or ResLife to see if they want to use any of them. Maybe the "Keep Calm and Shop Safely" poster? Maybe some of the tweets?

The Creative Process

A Collaborative Effort that continues beyond the meetings

[Twitter-ready social posts from Educause – initial review by Petr

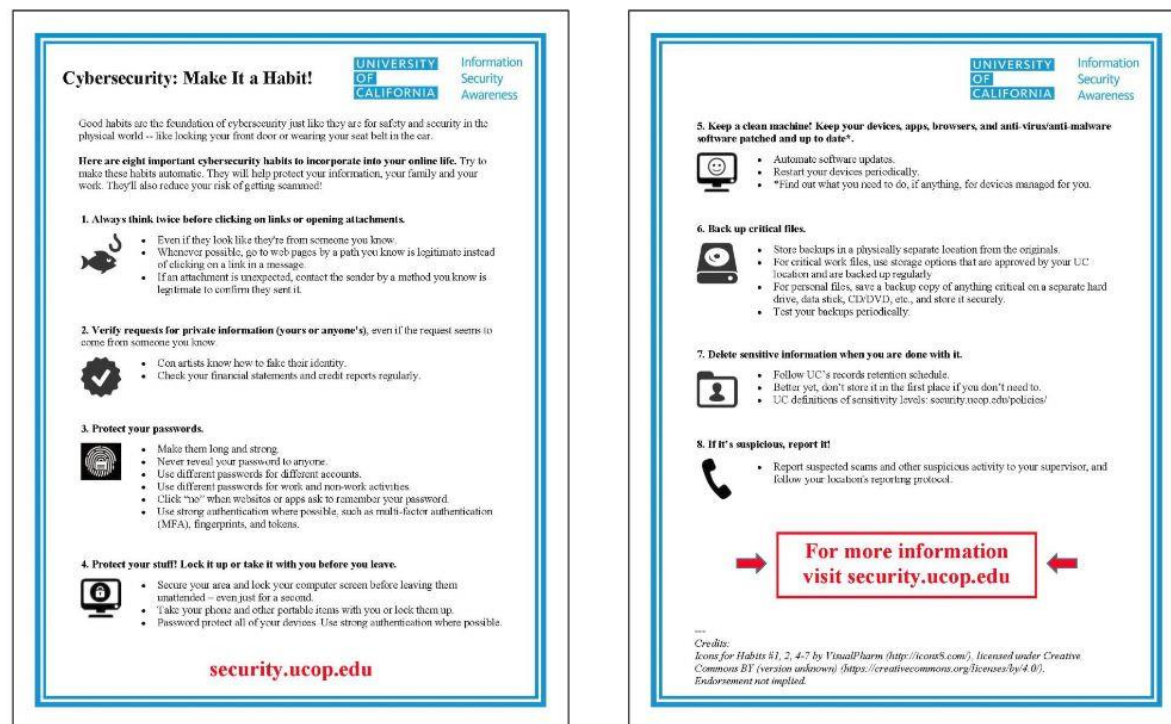
We got through #3 and part of #4. Please send additional comments.

- 1.) Guard your #privacy —monitor your accounts for su
 - a. Feedback: Good as is
 - b. Alternative: NA
- 2.) Worried about your #privacy online? Browse in inco #CyberAware
 - a. Feedback during meeting: Delete mention
 - b. Alternative: NA
- 3.) Stay safe, guard your #privacy —encrypt connection #PrivacyAware#CyberAware
 - a. Feedback: May be too general and not eas up into two separate tweets
 - i. Don't shout out loud – look for the
 - ii. Your e-mail is readable – protect information.
- 4.) Would you say it on a postcard? If not, don't post it
 - a. Feedback: I would suggest comparing it to postcard concept for promoting PGP
 - i. Would you write it on a postcard?
 - ii. Would you want it in a newspaper
- 5.) Be smart with passwords: keep them unique & use #CyberAware
 - a. Feedback: Try something that catches the
 - i. Hackers crack passwords in seco
 - ii. Re-used passwords broaden your manager.

Tipsheet & Habits postcard template in Box:

<https://app.box.com/folder/17461922516>

(Basic handout from the webpage. 1-page, 2-sided)

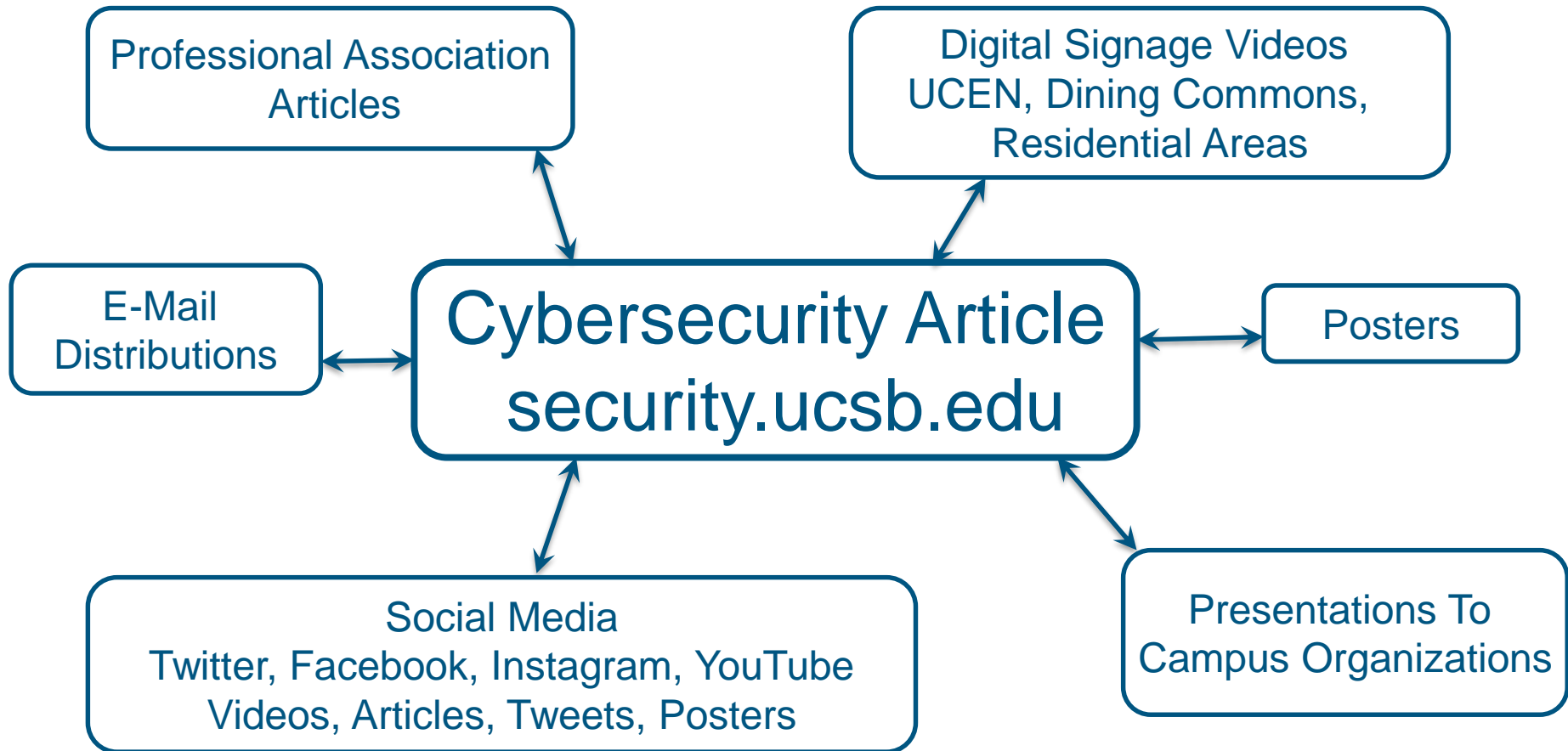


Show & Tell



See screenshots starting on slide 13

Adapting for the campus level



Resources for the UC Community



<https://security.ucop.edu/resources/security-awareness/>

All materials are available for UC use. Contact your Information Security Awareness Workgroup rep listed on the left side of the above web page for questions, editable materials, etc. (Contact the UCOP reps if your campus isn't listed).

Questions? Comments?



Screen shots from Show & Tell



UNIVERSITY INFORMATION SECURITY

Welcome, and thanks for visiting. At UC, protecting the confidentiality, integrity and availability of our Institutional Information and IT Resources is a shared responsibility. This site provides guidelines, resources and background on UC's approach to this critical initiative. Click on "[Policies](#)" at the top of the page to learn more about your role in helping keep UC safe from electronic intrusion and theft.

UC CYBER-RISK COORDINATION CENTER

The Cyber-Risk Coordination Center (C3) is the programmatic arm for the University's Cyber Risk Governance process. The C3 coordinates systemwide cybersecurity training, events, programs and tools. [Learn more.](#)

UPCOMING EVENTS

Cybersecurity Summit:

The next systemwide Cybersecurity Summit will be held on October 24, 2018 at UC Riverside. Please visit the [Summit webpage](#) for details.

ANNOUNCEMENTS

- **Back-to-School Cybersecurity:** Avoid typical beginning-of-the-year scams with a few good habits to help you stay safe. Find out more in this [short article](#). Additional resources to help promote awareness are also available in this [toolkit](#).
- **Travel Cybersecurity:** The summer is a time for travel for many in the UC community. Check out these [cyber-smart travel tips](#) to help protect you when you're on the road. Also check out UC's travel cybersecurity awareness [toolkit](#) designed to help protect you, your family and the UC community.
- **Training:** Annual cybersecurity training is part of UC's effort to address cyber threats to the University. There are two cybersecurity training courses this year: a full course, and a 35-minute refresher course for those who took the full course last year. All new UC employees are required to complete this training.

I WANT TO...

- » Secure my device
- » Find security awareness resources
- » Find incident response resources
- » Find campus information security websites
- » View UC IT Policies and Standards

SECURITY AWARENESS

Back-to-School Cybersecurity

Cyber-Smart Traveling

Phishing Scams

Make It a Habit!

Awareness Campaigns

Articles

Posters

Videos

Security Tips and Fact Sheets

Outreach Strategies

National Cyber Security Awareness Month Archive

Information Security Awareness

Technology alone can't always protect our computers and information. Being aware of information security issues and following best practices are excellent ways to protect yourself, your family and the UC community.

ON THIS PAGE:

- **Featured topic:** [Back-to-School Cybersecurity](#)
- **Featured topic:** [Travel Cybersecurity](#)
- [Make It a Habit!](#)
- [Ransomware](#)
- [SANS OUCH monthly security awareness newsletters](#)
- [SANS Security Awareness Tip of the Day](#)

Back-to-School Cybersecurity Awareness Toolkit

Fall 2018

Materials in this toolkit are available to the entire UC community. **Below is a "Quick Pick" version of the toolkit**, only containing items intended to be quick and easy to use or customize (e.g. substituting a local URL and/or logo for the systemwide one provided). Additional materials are available in the [full toolkit](#) for those looking for a wider variety from which to choose or modify.

SYSTEMWIDE INFORMATION SECURITY AWARENESS WORKGROUP CONTACTS

Davis	Dewight Kramer
Davis Health	Maurice Anderson IT Security: email/internal website
Los Angeles	Security Awareness
Los Angeles Health	Richard Rea
Riverside	Bill Green 951-827-3072
San Diego	Ronise Zenon
San Diego Health	Marissa Ventura
San Francisco	Awareness Team
Santa Barbara	Awareness Team
Santa Cruz	Tamara Santos 831-459-2779
UC ANR	Tolgay Kizilelma David Hatter
Office of the President	Julie Goldstein Kamika Hughes

CAMPUS & UCOP INFORMATION SECURITY PROGRAMS

- [Berkeley](#)
- [Davis](#)
- [Irvine & UC Irvine Health](#)

Article: Be alert for cybersecurity scams as the school year begins

The new school year is an exciting time for hackers, identity thieves, and other unscrupulous types who take advantage of people during this busy time of year. Watch out for typical beginning-of-the-year scams, and follow good habits to help you stay safe. [\[More... See the full article\]](#)

Poster



(click on image for full-size PDF)

Video Shorts

- [Cyber Security Awareness Tip: Back To School](#) - from UCSB (0:54 sec)
- [Tech Support Imposter Scams](#) - from the FTC (0:42 sec)

Tipsheets/Infosheets

General information

- [Identifying and Reporting Common Scams](#) - from MS-ISAC. Link includes downloadable, editable word doc.
- [10 things you can do to avoid fraud](#) - from the FTC. Includes English and Spanish webpages; links to printable PDFs in several languages (trifold brochure - 1 page, 2-sided); and a link to order free, printed copies in English and Spanish.

Specific types of scams

- [How to Spot a Tech Support Scam \(infographic\)](#) - from the FTC
- [Info from the IRS about fake "federal student tax"](#) (from 2016 but still current)
- [Scholarship scams](#) (end of the article)

Information Security Awareness
Homepage, cont.

- [Los Angeles](#)
- [UCLA Health](#)
- [Merced](#)
- [Riverside](#)
- [San Diego](#)
- [San Diego Health System \(login required\)](#)
- [San Francisco & UCSF Medical Center](#)
- [Santa Barbara](#)
- [Santa Cruz](#)
- [Lawrence Berkeley National Lab](#)
- [Office of the President](#)

Information Security Awareness Homepage, cont.

- [Tuition payment processor scams](#) (also from 2016 but still current)

Tweets

- Verify requests for private information (yours or anyone's), even if the request seems to come from someone you know. Con artists know how to fake their identity. #CyberAware
- Protect your passwords. Use multi-factor authentication (MFA) where possible. <https://www.lockdownyourlogin.com/> #CyberAware
- Trust your instincts: Does that message feel off? It probably is. Contact the sender to confirm it's legit. #Phishing #CyberAware
- Never give out information over the phone if you did not initiate the call. #CyberAware
- Legitimate businesses will never ask for your password or SSN. #IdentityTheft #CyberAware
- Afraid you've fallen for a #phishing scam? Stop what you're doing & change your password immediately! Then notify the Help Desk. #CyberAware
- Phishing attacks: the first and best line of defense is a good offense. Report phishy communications to your IT department. #CyberAware

FTC Materials

Printed materials from the Federal Trade Commission that you can order in bulk for free.

- 10 things you can do to avoid fraud – trifold brochure (1 page, 2-sided). [English](#) / [Spanish](#)
- Have You Heard About... Tech Support Scams? – tear sheet (1 page, 2-sided). [English](#) / [Spanish](#)
- [Laptop Security Tips Bookmark](#)
- [Job Scams Bookmark](#)

(end of Back-to-School Cybersecurity Toolkit)

Travel Cybersecurity Awareness Toolkit

Summer 2018

Materials in this toolkit are available to the entire UC community. **"Quick Picks" are marked with a double asterisk (**)** and are intended to be quick and easy to use or customize (e.g. substituting a local URL and/or logo for the systemwide



Information Security Awareness Homepage, cont.

use or customize (e.g. substituting a local URL and/or logo for the systemwide one provided). Additional materials are also provided for those looking for a wider variety from which to choose or modify.

[| Article](#) | [| Posters](#) | [| Videos](#) | [| Tipsheets](#) | [| Tweets](#) | [| FTC Materials](#) | [| Specialized Resources & UC Guidance](#) |

Article: Cyber-Smart Traveling**

For many of us, having a cell phone or other electronic device is an integral part of daily life, whether at home or on the road. And traveling today is so much easier with technology. You can stay productive, entertained, and in touch. Unfortunately, traveling with devices can mean increased cyber risks for keeping your personal and University information private, as well as increased potential for device theft... [\[More... See the full article\]](#)

Posters/Infographics**



** 5 Online Security Tips for Smarter Travel



** Travel Securely from UCSC

Information Security Awareness Homepage, cont.

Video Shorts

- **** [TOP TIPS: Stay Safe While Traveling This Summer](#)** – staysafeonline.org (1:45 min)
- [Quick tips for online security while traveling](#) -- STOP. THINK. CONNECT. (0:30 sec)
- [Stay Secure While Traveling at Home and Abroad](#) – UCLA IT Security (1:55 min)

Tipsheets

- **** [Safety Tips for Mobile Devices](#)** (1 page)
- **** [CyberTrip Advisor tip sheet](#)** (downloads a 2-page PDF)
- [Cybersecurity While Traveling Tip Card](#) (2-page PDF)
- [Sun, Sand, and Cybersecurity](#) (includes downloadable 2-page Word doc)
- [Safety and Security for the Business Professional Traveling Abroad](#) (includes but is not limited to cybersecurity)
- [Keep security in mind on your summer vacation](#) (1 page)

Tweets from Educause

- **** Travel data light! The safest way to protect confidential data is to leave it at home.** #TravelSafe #CyberAware #PrivacyAware
- **** Guard your devices! Set up tracking features & remote erasing options in case they're stolen.** #TravelSafe #CyberAware #PrivacyAware
- **** Surf protected! Use a #VPN to stay connected & remember...free Wi-Fi isn't always secure.** #TravelSafe #CyberAware #PrivacyAware
- Pay attention! Set up alerts to monitor your online accounts when you're traveling #TravelSafe #CyberAware #PrivacyAware
- #Latergram! Wait until you return home to share all those beautiful vacation photos. #TravelSafe #CyberAware #PrivacyAware
- Additional tweets available at "[Security Tips for Traveling at Home and Abroad](#)" (scroll down to "Social Posts").

FTC Materials

Printed materials from the Federal Trade Commission that you can order in bulk for free.

[Laptop Security Tips bookmark](#)

ADDITIONAL SPECIALIZED RESOURCES BY TOPIC:

Information Security Awareness Homepage, cont.

ADDITIONAL SPECIALIZED RESOURCES BY TOPIC:

Inspection of electronic devices at the US border

- **UC website:** [Traveling with Electronic Devices](#)
- U.S. Customs and Border Protection's [Inspection of Electronic Devices fact sheet](#)
 - [Full CBP "Border Search of Electronic Devices" Directive, Jan 2018 \(12 pages\)](#)
- Detailed guidance and analysis from eff.org (52 pages): [Digital Privacy at the U.S. Border: Protecting the Data On Your Devices](#)

International Compliance and Export Control

UC Ethics, Compliance and Audit Services (ECAS) "International Compliance" site. Includes hand-carrying items abroad (including laptops and other electronic devices), export control information, importing/exporting technology, restricted countries, and more.

- Updated guidance in [ECAS' April 2018 Compliance Alert newsletter](#) (see "International Compliance" on pg 3)

Resources and Tips from UC Davis for Traveling with Electronic Devices

General tips on traveling with electronic devices, as well as related resources, to assist you in trip planning. Primary focus is international travel, though some general information is also included.

UC Global Operations (UC GO) website

A broad range of information for UC faculty, researchers, staff, administration, students, trainees, and international students and scholars traveling internationally.

Resources from the Higher Ed Community

Large compilation of web pages from Higher Ed, government and related communities with security tips and information for traveling abroad - from Educause/Internet2

(end of Travel Cybersecurity Toolkit)

Cybersecurity: Make It a Habit!

Good habits are the foundation of cybersecurity just like they are for safety and security in the physical world -- like locking your front door or wearing your seat belt in the car.

Here are eight important cybersecurity habits to incorporate into your online life. Try to make these habits automatic.



Information Security Awareness Homepage, cont.

They will help protect your information, your family and your work. They'll also reduce your risk of getting scammed!

1. Always think twice before clicking on links or opening attachments.
2. Verify requests for private information (yours or anyone's), even if the request seems to come from someone you know.
3. Protect your passwords.
4. Protect your stuff! Lock it up or take it with you before you leave.
5. Keep a clean machine! Keep your devices, apps, browsers, and anti-virus/anti-malware software patched and up to date.
6. Back up critical files.
7. Delete sensitive information when you are done with it.
8. If it's suspicious, report it!

[\[More... See the full article\]](#)

Ransomware

There has been a lot in the news about ransomware lately. Recent ransomware attacks have caused high-profile business shut downs, including the San Francisco Municipal Transportation Agency's ticketing system, Hollywood Presbyterian Medical Center, and the University of Calgary, just to name a few.

Ransomware is the fastest growing malware threat, targeting users of all types—from the home user to the corporate network. This article provides some background on what Ransomware is and how to protect yourself.

[\[More... See the full article\]](#)



SANS OUCH Monthly Security Awareness Newsletters

"Each issue focuses on and explains a specific topic and actionable steps people can take to protect themselves, their family and their organization."



Information Security Awareness Homepage, cont.

SANS Security Awareness Tip of the Day

Each day SANS posts a new tip that focuses on and explains a specific topic and actionable steps people can take to protect themselves, their family and their organization. In addition, each tip is linked to an OUCH! newsletter so you can learn more about the topic, in over 20 languages.



Article Archive

[Home](#) > [Resources](#) > [Security Awareness](#) > [Awareness Campaigns](#)

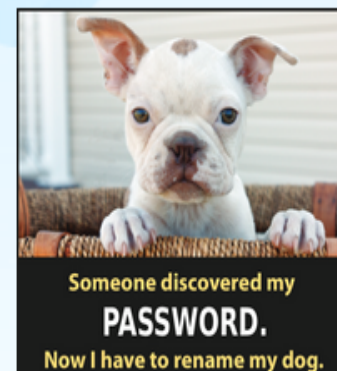
SECURITY AWARENESS

[Back-to-School Cybersecurity](#)[Cyber-Smart Traveling](#)[Phishing Scams](#)[Make It a Habit!](#)[Awareness Campaigns](#)[Articles](#)[Posters](#)[Videos](#)[Security Tips and Fact Sheets](#)[Outreach Strategies](#)[National Cyber Security Awareness Month Archive](#)

Information Security Awareness Campaigns

- [Back-to-School Cybersecurity](#) (Fall 2018)
- [Travel Cybersecurity](#) (May/June 2018)
- [Digital Spring Cleaning](#) (April 2018)
- [Phishing Awareness](#) (March 2018)
- [Data Privacy](#) (Jan-Feb 2018)
- [Protect Yourself from Tax Scams](#) (article only) (Jan 2018)
- [Cybersecurity for the Holiday Online Shopping Season](#) (Nov-Dec 2017)
- [National Cyber Security Awareness Month Archives](#)

Editable versions of many of the campaign materials are available to the UC community. Please contact your Systemwide Information Security Awareness Workgroup rep(s), listed to the left. If your location isn't listed, please email BOTH Julie Goldstein AND Kamika Hughes at julie.goldstein@ucop.edu and kamika.hughes@ucop.edu for assistance.



Home > Resources > Security Awareness > Posters

SECURITY AWARENESS

Back-to-School Cybersecurity

Cyber-Smart Traveling

Phishing Scams

Make It a Habit!

Awareness Campaigns

Articles

Posters

Videos

Security Tips and Fact Sheets

Outreach Strategies

National Cyber Security Awareness Month Archive

CAMPUS & UCOP INFORMATION SECURITY PROGRAMS

- [Berkeley](#)
- [Davis](#)
- [Irvine & UC Irvine Health](#)
- [Los Angeles](#)
- [UCLA Health](#)
- [Merced](#)
- [Riverside](#)
- [San Diego](#)

Cybersecurity Posters

Click on the image for a printable PDF.

For editable versions of any of the posters, please contact **BOTH** Julie Goldstein **AND** Kamika Hughes at julie.goldstein@ucop.edu and kamika.hughes@ucop.edu (available to the UC community).

2018 Posters



Back-to-School Cybersecurity



5 Online Security Tips for Smarter Travel



Travel Securely from UCSC



Digital Spring Cleaning - tips from the Better Business Bureau



Always check before you click!



Protect yourself from phone phishing

Home > Resources > Security Awareness > Videos

SECURITY AWARENESS

[Back-to-School Cybersecurity](#)

[Cyber-Smart Traveling](#)

[Phishing Scams](#)

[Make It a Habit!](#)

[Awareness Campaigns](#)

[Articles](#)

[Posters](#)

[Videos](#)

[Security Tips and Fact Sheets](#)


[Outreach Strategies](#)

[National Cyber Security Awareness Month Archive](#)

CAMPUS & UCOP INFORMATION SECURITY PROGRAMS

- [Berkeley](#)
- [Davis](#)
- [Irvine & UC Irvine Health](#)
- [Los Angeles](#)
- [UCLA Health](#)
- [Merced](#)
- [Riverside](#)
- [San Diego](#)

Information Security Video Shorts



| [Special focus: Back-to-School Cybersecurity](#) | [Special focus: Travel Cybersecurity](#) | [Phishing](#) | [Online Identity/Data Privacy](#) | [Passwords](#) | [You've been hacked! Now what??](#) | [General Cybersecurity](#) | [Terms and Conditions May Apply](#) | [More special focus topics](#) |

Back-to-School Cybersecurity

- [Cyber Security Awareness Tip: Back To School](#) - from UCSB (0:54 sec)
- [Tech Support Imposter Scams](#) - from the FTC (0:42 sec)

Travel Cybersecurity

**** = quick pick**

- ** TOP TIPS: Stay Safe While Traveling This Summer** – staysafeonline.org (1:45 min)
- [Quick tips for online security while traveling](#) -- STOP. THINK. CONNECT. (0:30 sec)
- [Stay Secure While Traveling at Home and Abroad](#) – UCLA IT Security (1:55 min)

Phishing

"Grab-and-go" Phishing Videos - 3 quick and easy to use video shorts:

- [Phishing/General Protection](#) (STOP. THINK. CONNECT.) (1:16 min)
 - Some good tips that aren't included in other videos, like how easy it is to replicate an organization's image/logo. Short and easy to follow.*
- [RBC Cyber Security - No Phishing!](#) (Royal Bank of Canada) (2:15 min)
 - Humorous, well done video. A take on Norse mythology and gaming. Friends helping friends recognize what to do. Mentions the 's' in https and how criminals are getting good at faking it. Highlights two common phishing*

[Home](#) > [Resources](#) > [Security Awareness](#) > [Outreach Strategies](#)

SECURITY AWARENESS

[Back-to-School Cybersecurity](#)[Cyber-Smart Traveling](#)[Phishing Scams](#)[Make It a Habit!](#)[Awareness Campaigns](#)[Articles](#)[Posters](#)[Videos](#)[Security Tips and Fact Sheets](#)[Outreach Strategies](#)[National Cyber Security Awareness Month Archive](#)

Outreach Strategies

One of the biggest challenges for any information security awareness program is getting information to the intended audience in a way that is effective. Following are a variety of strategies that locations throughout UC have found successful. See if any might work at your location. Remember: It's OK to start small and build. And look for opportunities to leverage communication channels, outreach and events that are already happening across campus.

Quicklinks:

[Web pages](#) | [Social media](#) | [Work with other departments or groups](#) | [Ideas for posters](#) | [Tabletents](#) | [Screensavers/Startup screens](#) | [Email](#) | [Newsletters/Newspapers](#) | [Event calendars](#) |

Web pages:

- Put awareness materials on a central, one-stop-shop webpage for easy reference and linking.
- Banner on campus, ITS and/or Security websites. See if other departments will post your banners on their websites, too.
- Messages or banner on the Academic Information System login/portal page. Also the Learning Management System.

[\(back to Outreach quicklinks\)](#)

Social media:

- Might be best for communicating with students.
- Work with departments on campus that already have social media pages or feeds. Send them ready-to-use messages. Send them your posts and tweets to re-tweet or link to.
- Campus Communications' feeds (provide content to them).
- Tom Andriola's (UC CIO) [twitter feed](#) -- targets the systemwide IT community (you can also suggest content).

[\(back to Outreach quicklinks\)](#)

Work with departments or groups that already work with your target audience. Suggestions are below. They may have ways to connect that aren't available to you directly. They can also tailor or customize materials to meet the specific needs or interests of their community. Share awareness campaigns and other content with these groups as a way to support them in helping to keep their communities safe and informed.

SYSTEMWIDE INFORMATION SECURITY
AWARENESS WORKGROUP CONTACTS

Davis	Dewight Kramer
Davis Health	Maurice Anderson IT Security: email/internal website
Los Angeles	Security Awareness
Los Angeles Health	Richard Rea

Riverside	Bill Green 951-827-3072
San Diego	Ronise Zenon
San Diego Health	Marissa Ventura
San Francisco	Awareness Team
Santa Barbara	Awareness Team
Santa Cruz	Tamara Santos 831-459-2779
UC ANR	Tolgay Kizilelma David Hatter
Office of the President	Julie Goldstein Kamika Hughes

CAMPUS & UCOP INFORMATION SECURITY PROGRAMS

- [Berkeley](#)
- [Davis](#)
- [Irvine & UC Irvine Health](#)
- [Los Angeles](#)
- [UCLA Health](#)
- [Merced](#)
- [Riverside](#)
- [San Diego](#)
- [San Diego Health System \(login required\)](#)
- [San Francisco & UCSF Medical Center](#)
- [Santa Barbara](#)
- [Santa Cruz](#)
- [Lawrence Berkeley National Lab](#)
- [Office of the President](#)

Outreach Strategies, cont.

- **For students:** ResNet, RAs, Housing, Student Affairs, Student orientation, Departments/Boards of Study, Connect with professors of large lecture and/or students.
- **For faculty and staff:** Department heads, Deans, Work with your location's equivalent of Division/Department IT Liaisons/contacts/Champions/Partners. Email from the CISO or CIO can also be effective for this group.
- **For researchers:** Research and Grants department. Is there a support group for researchers? If so, try to connect with that group, too.
- **For graduate/professional students:** Target departmental and grad student social media feeds.
- **For clinicians:** Posters in elevators geared toward people who work in the facility. Poster "tilt-ups" at cafe checkouts; tabletents on cafe tables.
- **For retirees and emeriti:** Connect with the point person for your location's Retiree and Emeriti Center or Retirement and Emeriti Association. Each campus has a role that works with this community. Share campaigns and other content with the point person. They can tailor or customize the materials and distribute through already-existing channels, include in newsletters, etc.
- **Present cybersecurity awareness info at existing meetings.** Try to get 10 minutes on the agenda of a standing meeting, or work with departments/groups to set up a special meeting for a security awareness presentation or discussion.
- **Work with your location's Communications or Marketing groups/Marketing Council.** They often have existing ways to communicate with campus and "ins" into more targeted communication channels.

[\(back to Outreach quicklinks\)](#)

Ideas for posters:

- Put cybersecurity awareness posters on the inside of bathroom stall doors in dorms, administrative and classroom buildings, and clinician areas.
- Put posters in elevators.
- Send posters to departments (through Mail Services if available) to post on administrative bulletin boards.
- Send posters (print or electronic) to your cyber champions or partners to share with their communities.
- Campus shuttle buses and kiosks; also local public buses that students use.
- Give to RAs to put up in dorms.
- Library study rooms and study cubes (partner with the Library to post, if possible).
- Video bulletin boards and other digital signage (for posters and videos).
- Give posters to IT support techs to post when they're visiting clients.
- Post banners around campus. Work with campus Events department to tap into existing signage options.

[\(back to Outreach quicklinks\)](#)

[Home](#)
[About](#)
[News & Updates](#)
[For Faculty & Staff](#)
[For Students](#)
[Division Resources](#)
[Report a Lost or Stolen
Computing Device](#)
[Report an Incident](#)
[UCSB Cyber Security Checkup](#)

Welcome

security.ucsb.edu

The Internet is part of everyone's life, every day. We use the Internet at work, home, for enjoyment, and to connect with those close to us. However, being constantly connected brings increased risk of theft, fraud, and abuse.

No country, industry, community, or individual is immune to cyber risks. As individuals, cybersecurity risks can threaten our finances, identity, and privacy. Universities, which are characterized by their openness based on academic freedom, are among the most widely attacked targets.

Our way of life depends on critical infrastructure and the digital technology that operates it. The University takes steps to ensure the security of our infrastructure and systems, but cybersecurity is a *shared responsibility*, and everyone can take a few simple steps to make the Internet more secure!

Latest Virus and Hoax Information
from Symantec Security Response

08/17/2018
[Backdoor.Spedear!gen2](#)

08/16/2018
[Exp.CVE-2018-8373](#)

08/15/2018
[Exp.CVE-2018-8414](#)

08/14/2018

News & Announcements

UCSB Cybersecurity Tip - Back-to-School Cybersecurity

August 2, 2018

Be alert for cybersecurity scams as the school year begins

Fall 2018

Over 200,000 UC students will be starting classes over the next couple of months. The new school year is an exciting time for students, faculty, and staff.

[Read more »](#)



- Home
- About
- News & Updates
- For Faculty & Staff
- For Students
- Division Resources
- Report a Lost or Stolen Computing Device
- Report an Incident
- UCSB Cyber Security Checkup



Home / News & Updates

security.ucsb.edu

News & Updates

US-CERT Alerts

- [TA18-201A: Emotet Malware](#)
- [TA18-149A: HIDDEN COBRA – Ioanap Backdoor Trojan and Brambul Server Message Block Worm](#)
- [TA18-145A: Cyber Actors Target Home and Office Routers and Networked Devices Worldwide](#)
- [TA18-141A: Side-Channel Vulnerability Variants 3a and 4](#)

[More](#)

Campus News

08/02/2018	UCSB Cybersecurity Tip - Back-to-School Cybersecurity
08/02/2018	Register for the UC Cybersecurity Summit at UCR
06/19/2018	IT Cybersecurity Seminar: This Thursday!
06/15/2018	GDPR Phishing Scams
06/01/2018	UCSB Cyber Security Tip - Cyber-Smart Traveling
05/01/2018	UCSB Cyber Security Tip - Digital Spring Cleaning
03/02/2018	UCSB Cyber Security Tip - Don't Let A Phishing Scam Reel You In
10/04/2017	NCSAM Movie Day: "Terms and Conditions May Apply" – Oct. 12 at the Loma Pelona Center
10/02/2017	National Cyber Security Awareness Month - October 2017
09/12/2017	UCSB Cyber Security Tip of the Month - Password Managers
08/14/2017	UCSB Cyber Security Tip of the Month - Disposing of Your Mobile Device
07/06/2017	UCSB Cyber Security Tip of the Month - Ransomware

UCSB Twitter page

Search Twitter

Tweets **354** Following **122** Followers **33** Likes **140**

rules about cyberware, use of force and responses to cyberattacks, w...
forbes.com



UCSB IT Security @UCSB_ITSECURITY · Aug 9

Back To School Cybersecurity

For more info visit: security.ucsb.edu

#btsucinfosec #ucsbinfosec #ucsb #ucsbgauchos #ucinfosec #infosec



Learn more at security.ucsb.edu



UCSB Twitter page




UCSB IT Security @UCSB_ITSECURITY · May 23

DIGITAL SPRING CLEANING : For more info visit: security.ucsb.edu
@bbb_us @StaySafeOnline #ucsbinfosec #ucsb #ucsbgauchos #infosec
#cybersecurity #cyberaware #cyberattack #cyberaware #security #tech #hacker
#hacking #cybercrime #cyber #opensource #databreach #malware



UCSB IT Security @UCSB_ITSECURITY · May 16

DIGITAL SPRING CLEANING : For more info visit: security.ucsb.edu
@bbb_us @StaySafeOnline #ucsbinfosec #ucsb #ucsbgauchos #infosec
#cybersecurity #cyberaware #cyberattack #cyberaware #security #tech #hacker
#hacking #cybercrime #cyber #opensource #databreach #malware





UCSB IT Security
@UCSB_ITSECURITY

Tweets
354

Following
122

Followers
33

Likes
140

UCSB Twitter page

#hacker #hacking #cybercrime #cyber #databreach #malware



0:26 21 views



3



UCSB IT Security @UCSB_ITSECURITY · May 7

DIGITAL SPRING CLEANING - MAKE SURE YOU'RE SECURE

For more info visit: security.ucsb.edu

@bbb_us @StaySafeOnline #ucsbinfosec #ucsb #ucsbgauchos #infosec
#cybersecurity #cyberaware #cyberattack



3

UCSB Twitter page

Tweets 354 Following 122 Followers 33 Likes 140

UCSB IT Security @UCSB_ITSECURITY · May 4
DIGITAL SPRING CLEANING - FOR MORE INFO VISIT: [SECURITY.UCSB.EDU](https://security.ucsb.edu)
[@CISecurity](#) [@STOPTHNKCONNECT](#) [@bbb_us](#) [#ucsbinfosec](#) [#ucsb](#) [#ucsbgauchos](#)
[#infosec](#) [#cybersecurity](#) [#phishing](#) [#cyberattack](#) [#cyberaware](#) [#security](#) [#tech](#) [#iot](#)
[#cryptocurrency](#) [#hacker](#) [#hacking](#) [#cybercrime](#) [#databreach](#)



UCSB IT Security @UCSB_ITSECURITY · May 2
Digital Spring Cleaning - Keep Clean Machines
For more info visit: security.ucsb.edu
[@bbb_us](#) [@StaySafeOnline](#) [#ucsbinfosec](#) [#ucsb](#) [#ucsbgauchos](#) [#infosec](#)
[#cybersecurity](#) [#cyberaware](#)





Home



Moments

Back-to-school (bts)
cybersecurity hashtag

#btsucinfosec

#btsucinfosec

Top Latest People Photos Videos News Broadcasts

Search filters · Show

New to Twitter?

Sign up now to get your own
personalized timeline!

Sign up

Worldwide trends

#BIG3Playoffs

TONIGHT — Live on Fox, 8pm ET. We're
Changing the Game

Promoted by BIG3

#MostraONUGlobo

42.3K Tweets

#HoyEliminaciónEstelar

5,780 Tweets

#BrasilAcimaDaONU

39.9K Tweets

Morales

1 new result



UCSB IT Security @UCSB_ITSECURITY · Aug 2

Send Your Kids Back to School with Cybersecurity Knowledge
securingtomorrow.mcafee.com/consumer/send-...

#ucsbinfocsec #ucsb #ucsbgauchos #ucinfosec #infosec #cybersecurity #phishing
#hacker #hacking #cybercrime #cyber #malware #computer #ransomware
#CyberAware #btsucinfosec



2



UCSB IT Security @UCSB_ITSECURITY · Aug 10

Back-to-School Cyber Safety
us-cert.gov/ncas/current-a-...

#ucsbinfocsec #ucsb #ucsbgauchos #ucinfosec #infosec #cybersecurity #phishing
#hacker #hacking #cybercrime #cyber #malware #computer #ransomware
#btsucinfosec



University of California, Division of Agriculture and Natural Resources

Communication Services & Information Technology



What's New in CSIT

Change in Access to Services and Applications

Added May 18, 2018



On May 29, 2018, IT will implement a new login process which may affect your access to services and applications. You may have noticed a link to "UCANR Active Directory (Beta test)" on the UC ANR Portal login page. The link was a test of our effort to manage staff computing credentials which are separate from UC Davis and...

New SiteBuilder Training Sessions Offered

Added April 17, 2018

SiteBuilder Training Sessions CSIT is kicking off a new round of SiteBuilder training sessions starting in May. The day-long class is designed for all ANR staff members in need of proficiency creating and maintaining web sites. We will provide the basic knowledge to get users up and running with...

Security Change for SiteBuilder Sites

Added March 21, 2018



CSIT has removed a widely distributed, but rarely used, feature from most SiteBuilder pages. ANR sites using the recommended "mobile friendly design" have universal buttons at the top of their pages, including "Share," "Print" and "Site Map." Until recently, there was also an "Email"...



Ask CSIT a question

Home
About Us
Services
Advocacy
ANR Branding Toolkit
California Agriculture journal
Digital Media Services
Information Technology
Marketing
Strategic Communications
Permissions
Policy Communications
Production Work Request
Publications
Recharge Rates

UC ANR page.
Future home
of ANR's
information
security
awareness
outreach.